

**ANATOMITES BROCHIFORMIS Welter**  
**var. rotundata**

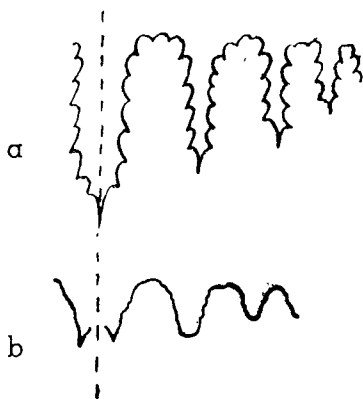
Tjia Hong Djin <sup>1)</sup>

**ICHTISAR :**

**D**ARI FOSIL<sup>2</sup> CEPHALOPODA JANG TELAH DIKUMPULKAN di Basleo. Timor, oleh salah satu ekspedisi geologi dari Fakultas Ilmu Pasti dan Ilmu Alam, Universitas Indonesia di Bandung, beberapa telah diselidiki, antara lain species *Anatomites brochiformis* Untuk species ini dua varian dapat ditentukan: ialah *Anatomites brochiformis* var, *rotundata* jang mempunyai mulut dengan tinggi lebih ketjil daripada lebar, dan *Anatomites brochiformis* var, *elongata* jang mempunyai mulut dengan tinggi lebih besar daripada lebar.

**INTRODUCTION.** Under the supervision of Dr. P. Marks, formerly a lecturer in paleontology of the Faculty of Science, University of Indonesia at Bandung, some triassic ammonites, collected during the 1953 geologic expedition of the University to Timor, have been studied and classified. The species to be discussed in this article was found in the triassic Cephalopod limestones of Basleo, about 5 km. Ne from Niki-Niki. The limestones show evidence of a bathyal facies.

**ANATOMITES BROCHIFORMIS WELTER var. rotundata.** Two specimens of *Anatomites brochiformis* WELTER were studied; one specimen with and the other without living chamber.



**Fig. 1.**

Fig. 1a: Suture line of *Anatomites brochiformis* WELTER var. *rotundata*  
 1b: Internal suture of the same species.

<sup>1)</sup> Bag. Geologi, Institut Teknologi Bandung.

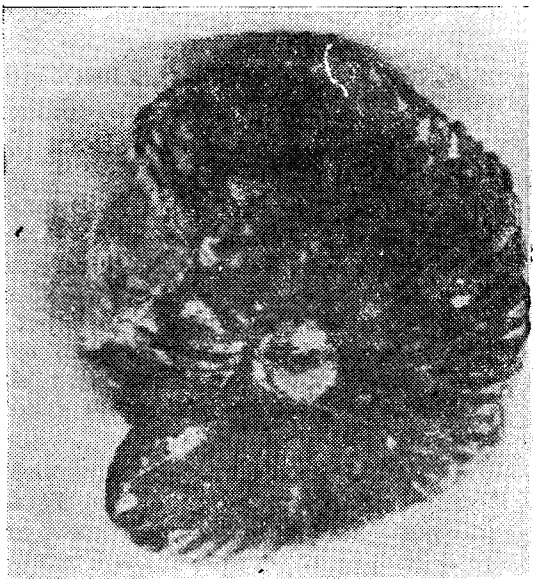


Fig. 2 a, b: *Anatomites brochiiiformis* WELTER var. *rotundata* without a living chamber.

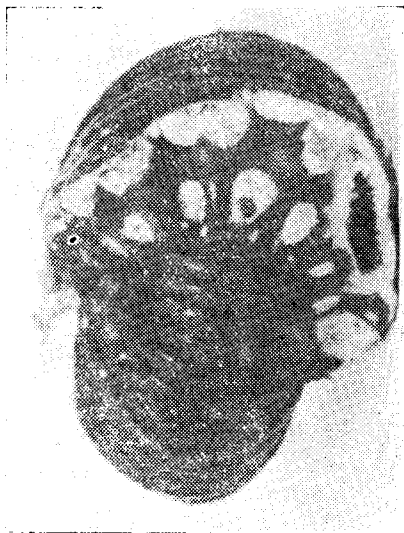
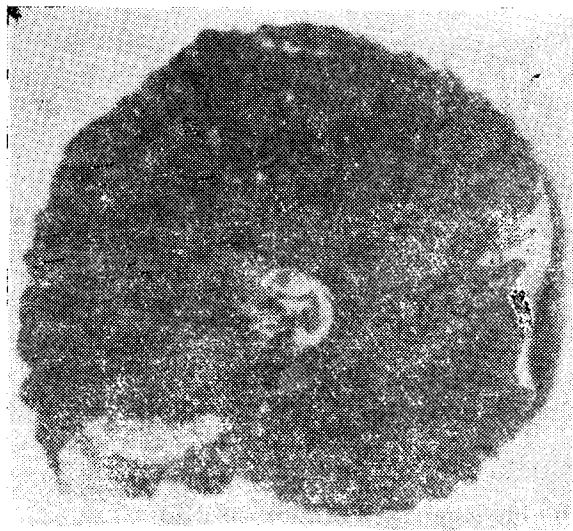


Fig. 3 a, b: *Anatomites brochiiiformis* WELTER var. *rotundata* with a living chamber.

The species has involute coils and a rather globous shape. The height of the aperture of the mouth is smaller than its width. From the umbo strong ribs radiate towards the external side. Near the latter some of the ribs start to form two or three branches, of which some swing weakly forward continuing uninterruptedly across the dome shaped external side.

The specimen without a living chamber displays four paulostome grooves, which are somewhat broader and deeper than the intercostal grooves. On the specimen with a living chamber at least three paulostome grooves are to be seen.

The suture consists of four unindentated to finely crenelated saddies and five lobes. In the older parts of the fossils the crenelation of saddles and lobes are more marked than in the younger parts. All lobes near the umbo become somewhat pointed. The specimen without a living chamber possesses imprints of the internal sutures on the ribs of the oldest part exposed. They are narrow, branched lobes and broader saddles.

DIENER (see lit.) distinguished a new species of **Anatomites (martini)**, which resembles **Anatomites brochiiformis** in all features. According to him the distinction can be made, because the specimens of **A. brochiiformis** he had studied all possess a living chamber, whereas the specimens (three) of **A. martini** do not have and have a more pronounced sculpture.

The ribs of the specimen without a living chamber in this article are slightly thicker indeed than those of the specimen with a living chamber. However, these characteristics do not seem too evident for a distinction into two species.

Both specimens discussed may be classified as **Anatomites brochiiformis** WELTER variant **rotundata** (= **Anatomites brochiiformis** WELTER forma 2 WELTER). The name **Anatomites brochiiformis** WELTER variant **elongata** is proposed for **Anatomites brochiiformis** WELTER forma 1 WELTER, which is characterized by an aperture with a height longer than width.

Dimensions:	with living chamber	without living chamber
diameter	43 mm	43 mm
last whirl: height	9(26) mm	13(27) mm
width	25 mm	30 mm
umbo	6 mm	7 mm

Locality: Basleo. Timor.

Age : Lower Carnian (Upper Triassic)

#### Literature:

WELTER, O., (1914): **Anatomites brochiiformis** forma 2  
 "Obertriadische Ammoniten und Nautilen von Timor."  
 P. 69, Tafel IX, fig. 1, 2, 5, 6, 7.

DIENER, C. (1920) : **Anatomites martini**  
 „Ammonoidea Trachyostraca aus der mittleren und oberen Trias von Timor.“  
 Jaarb. v.h. Mijnw., Verh. IV, p. 129.